



# MX AUTOMATIC FILTERING HEADS

Large areas, higher efficiency, less  
maintenance



**GESTIRIEGO**



**FILTRATION**



# MX AUTOMATIC FILTERING HEADS

GESTIRIEGO innovates with its **MX FILTER** disk filtering equipment, which defines a new concept regarding filtering systems. It incorporates a disk system that completely differs from conventional designs, providing the equipment with a larger filtering area and the possibility of self-cleaning without internal mechanisms to separate the disks.

The MX FILTER automatic heads are modular pieces of equipment adaptable to any working flow rate. According to the specific needs, 2" or 3" units are available. Its simple components minimise maintenance and wear parts, ensuring high reliability and safety for the most demanding systems.



## FEATURES

- ✓ Disks with a large filtering area
- ✓ Backwashing that does not require to separate the disks
- ✓ 3-way models for backwashing using simple valves
- ✓ Low maintenance and high reliability
- ✓ Can be installed individually or in set
- ✓ Manual or automatic cleaning
- ✓ Wide range of models



| RECOMMENDED FLOW RATES ACCORDING TO WATER QUALITY | 120 mesh |                    |                    |                    |        | 150 mesh             |                      |                      |        |
|---|----------|--------------------|--------------------|--------------------|--------|----------------------|----------------------|----------------------|--------|
|   | UNITS    | WATER QUALITY      |                    |                    | CODE   | WATER QUALITY        |                      |                      | CODE   |
|   |          | HIGH (well)        | MEDIUM (reservoir) | LOW (channel)      |        | HIGH (well)          | MEDIUM (reservoir)   | LOW (channel)        |        |
| 2"  | 2 ud.    | 50 m <sup>3</sup>  | 40 m <sup>3</sup>  | 30 m <sup>3</sup>  | 450842 | 45 m <sup>3</sup>    | 36 m <sup>3</sup>    | 27 m <sup>3</sup>    | 450843 |
|   | 3 ud.    | 75 m <sup>3</sup>  | 60 m <sup>3</sup>  | 45 m <sup>3</sup>  | 450845 | 67'5 m <sup>3</sup>  | 54 m <sup>3</sup>    | 40'5 m <sup>3</sup>  | 450846 |
|   | 4 ud.    | 100 m <sup>3</sup> | 80 m <sup>3</sup>  | 60 m <sup>3</sup>  | 450847 | 90 m <sup>3</sup>    | 72 m <sup>3</sup>    | 54 m <sup>3</sup>    | 458116 |
|   | 5 ud.    | 125 m <sup>3</sup> | 100 m <sup>3</sup> | 75 m <sup>3</sup>  | 458134 | 112'5 m <sup>3</sup> | 90 m <sup>3</sup>    | 67'5 m <sup>3</sup>  | 458133 |
|   | 6 ud.    | 150 m <sup>3</sup> | 120 m <sup>3</sup> | 90 m <sup>3</sup>  | 450849 | 135 m <sup>3</sup>   | 108 m <sup>3</sup>   | 81 m <sup>3</sup>    | 458118 |
| 3"  | 2 ud.    | 70 m <sup>3</sup>  | 50 m <sup>3</sup>  | 36 m <sup>3</sup>  | 461095 | 63 m <sup>3</sup>    | 45 m <sup>3</sup>    | 32'4 m <sup>3</sup>  | 461121 |
|   | 3 ud.    | 105 m <sup>3</sup> | 75 m <sup>3</sup>  | 54 m <sup>3</sup>  | 461114 | 94'5 m <sup>3</sup>  | 67'5 m <sup>3</sup>  | 48'6 m <sup>3</sup>  | 461120 |
|   | 4 ud.    | 140 m <sup>3</sup> | 100 m <sup>3</sup> | 72 m <sup>3</sup>  | 460146 | 126 m <sup>3</sup>   | 90 m <sup>3</sup>    | 64'8 m <sup>3</sup>  | 461021 |
|   | 5 ud.    | 175 m <sup>3</sup> | 125 m <sup>3</sup> | 90 m <sup>3</sup>  | 461022 | 157'5 m <sup>3</sup> | 112'5 m <sup>3</sup> | 81 m <sup>3</sup>    | 461025 |
|   | 6 ud.    | 210 m <sup>3</sup> | 150 m <sup>3</sup> | 108 m <sup>3</sup> | 461026 | 189 m <sup>3</sup>   | 135 m <sup>3</sup>   | 97'2 m <sup>3</sup>  | 461027 |
|   | 7 ud.    | 245 m <sup>3</sup> | 175 m <sup>3</sup> | 126 m <sup>3</sup> | 461023 | 220'5 m <sup>3</sup> | 157'5 m <sup>3</sup> | 113'4 m <sup>3</sup> | 461024 |
|   | 8 ud.    | 280 m <sup>3</sup> | 200 m <sup>3</sup> | 144 m <sup>3</sup> | 459417 | 252 m <sup>3</sup>   | 180 m <sup>3</sup>   | 129'6 m <sup>3</sup> | 461020 |

## PARTS AND MATERIALS



| PARTS AND MATERIALS |                   |         |
|---------------------|-------------------|---------|
| NAME                | MATERIAL          |         |
| 1                   | Body              | PA      |
| 2                   | Filtering element | HDPE+PA |
| 3                   | O-ring            | NBR     |
| 4                   | Clamp             | SST     |
| 5                   | Base              | PA      |

## OPERATION


ORIENTED DISKS WITH A LARGE FILTERING AREA

### FILTERING

It occurs when dirty water enters through the channels that have S-shaped disks on that side (inlet channels) and flows into adjacent channels (outlet channels). The dirt is retained by the concentric disks in the inlet channels and the clean water flows into the filtering element.

### CLEANING

It occurs when a pressure difference is detected between the dirty water flow and the clean water flow caused by a clogging in the filtering element (cartridge of disks). Then, the direction of the clean water flow is reversed, descaling the dirt accumulated in the unfiltered water channel and releasing it.



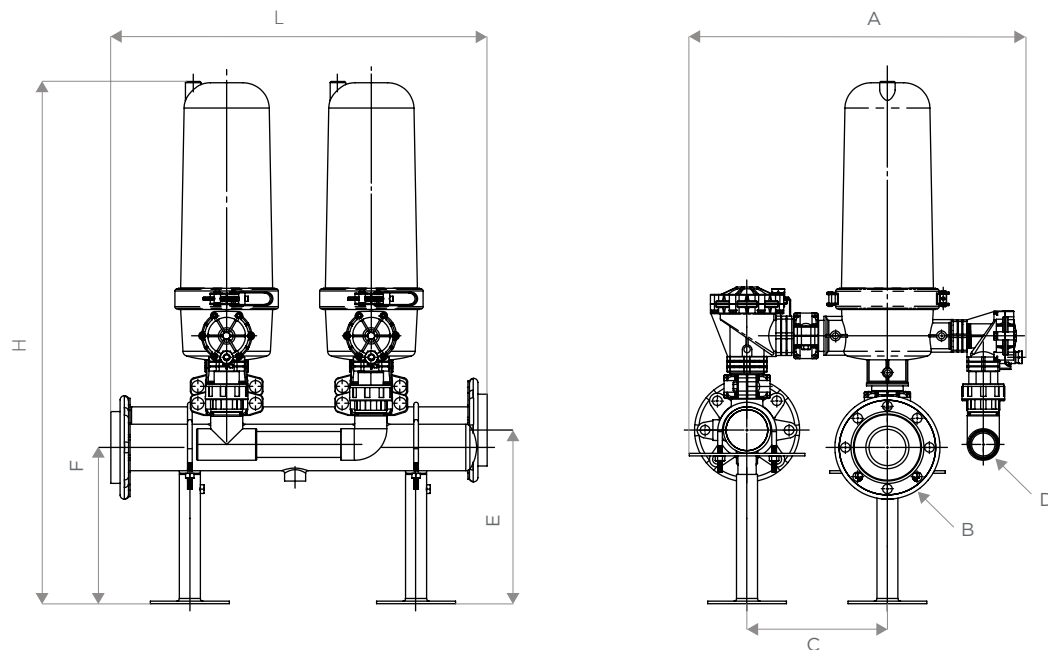
Models with a **3-way base** have been specially designed to be installed in **equipment with automatic or semi-automatic cleaning systems**.

- The base consists of a dirty water inlet (2" or 3" depending on the model), a perpendicular outlet of the same size as the inlet, and a service socket (1-1/2" or 2" depending on the model) designed to fit a cleaning discharge valve.
- Thanks to the 3-way settings, the filter base can also act as a backwash valve, thus facilitating operation by using simple valves on the inlet and service socket.

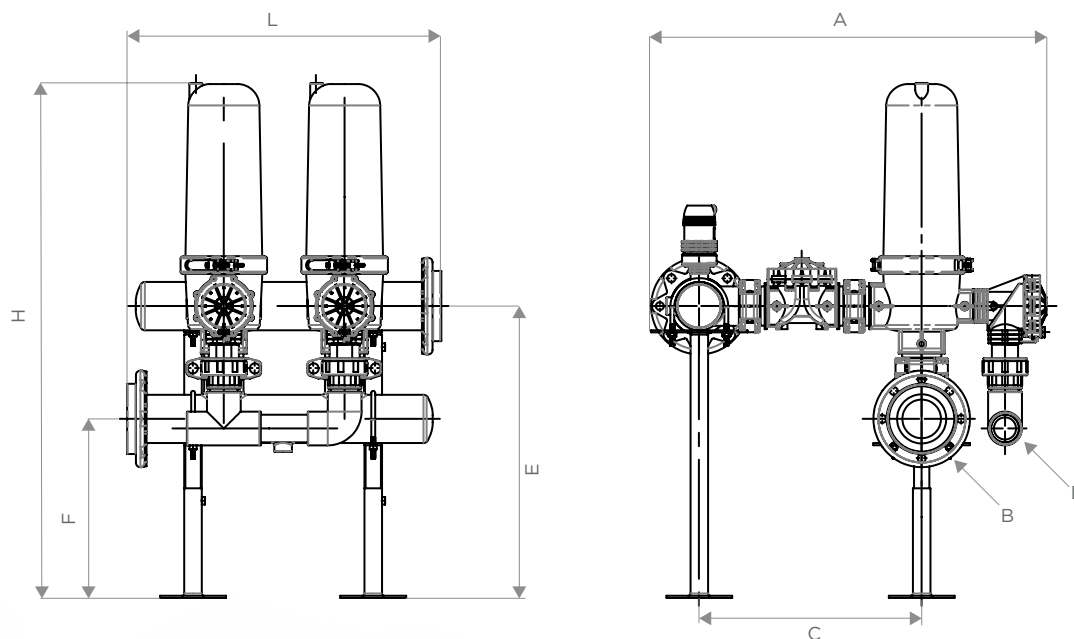


# TECHNICAL DATA

2"



3"



## SIZES

| U. | HEIGHT (H) | WIDTH (A) | LENGTH (L) | HEIGHT 1 (E) | HEIGHT 2 (F) | EQUIDISTANCE (C) | DRAIN OUTLET SIZES (D) | FLANGES (B) |               |
|----|------------|-----------|------------|--------------|--------------|------------------|------------------------|-------------|---------------|
|    | mm         | mm        | mm         | mm           | mm           | mm               |                        | DN          |               |
| 2" | 2          | 1.010     | 635        | 715          | 336          | 302              | 267                    | Ø 50        | DN 80 (PN10)  |
|    | 3          | 1.035     | 635        | 929          | 349          | 315              | 267                    | Ø 50        | DN 100 (PN10) |
|    | 4          | 1.035     | 635        | 1.065        | 349          | 315              | 267                    | Ø 50        | DN 100 (PN10) |
|    | 5          | 1.035     | 635        | 1.480        | 349          | 315              | 267                    | Ø 50        | DN 100 (PN10) |
|    | 6          | 1.060     | 635        | 1.795        | 374          | 340              | 267                    | Ø 50        | DN 150 (PN10) |
| 3" | 2          | 1.175     | 905        | 715          | 665          | 408              | 507                    | Ø 63        | DN 100 (PN10) |
|    | 3          | 1.175     | 905        | 930          | 665          | 408              | 507                    | Ø 63        | DN 100 (PN10) |
|    | 4          | 1.200     | 945        | 1.085        | 690          | 425              | 515                    | Ø 75        | DN 150 (PN10) |
|    | 5          | 1.200     | 945        | 1.480        | 690          | 425              | 515                    | Ø 75        | DN 150 (PN10) |
|    | 6          | 1.200     | 945        | 1.795        | 690          | 425              | 515                    | Ø 75        | DN 150 (PN10) |
|    | 7          | 1.220     | 1.006      | 1.090        | 710          | 408              | 552                    | Ø 75        | DN 200 (PN16) |
|    | 8          | 1.220     | 1.006      | 2.356        | 710          | 408              | 552                    | Ø 75        | DN 200 (PN16) |



## CONTROL UNITS

They have a fully configurable filter cleaning timer with a differential pressure switch and the necessary components to activate the valve and piston when the washing cycle starts.

Option to control up to 8 filters with the same timer unit, recommended for filter set systems.

They have a general valve output that is activated during the whole cleaning cycle and is perfect to control shut-off valves, support pump starts, fertilisation stops, etc.

### CONTROL UNIT WITH TIMER

| DESCRIPTION | CODE 24V | 12V CODE |
|-------------|----------|----------|
| 2 outlets   | 460900   | 460998   |
| 3 outlets   | 460899   | 460996   |
| 4 outlets   | 460898   | 460994   |
| 5 outlets   | 460896   | 460992   |
| 6 outlets   | 460893   | 460990   |
| 7 outlets   | 461012   | 461014   |
| 8 outlets   | 461013   | 461015   |




### CONTROL UNIT WITH BATTERY TIMER (POWERED BY BATTERIES)


| DESCRIPTION | CODE   |
|-------------|--------|
| 2 outlets   | 460999 |
| 3 outlets   | 460997 |
| 4 outlets   | 460995 |
| 5 outlets   | 460993 |
| 6 outlets   | 460991 |
| 7 outlets   | 461016 |
| 8 outlets   | 461017 |



### CONTROL UNIT WITHOUT TIMER

| DESCRIPTION | CODE   |
|-------------|--------|
| 2 outlets   | 460978 |
| 3 outlets   | 460979 |
| 4 outlets   | 460980 |
| 5 outlets   | 460981 |
| 6 outlets   | 460983 |
| 7 outlets   | 461018 |
| 8 outlets   | 461019 |





[info@gestiriego.com](mailto:info@gestiriego.com)  
 (+34) 968 658 326  
 Paraje Vistabella s/n 30892  
 Librilla, Murcia. ESPAÑA

[www.gestiriego.com](http://www.gestiriego.com)

Creando los caminos  
del agua

